


Educator's Guide

The lessons in this guide are designed to use in conjunction with reading *The Mud Angels: How Students Saved the City of Florence*. Lessons may be modified to best suit your students' needs.

THE MUD ANGELS HOW STUDENTS SAVED THE CITY OF FLORENCE



About the Illustrator

[Olga Lee](#) is an illustrator of Korean ethnicity currently based in Moscow, Russia. After studying animation at MAX, The Mutt Art and Animation College in Toronto, Canada, she returned to Russia to work as an animator on a feature film while freelancing as an illustrator whenever she could to practice drawing. Eventually she realized she wanted to focus on illustrating full time. Olga takes her inspiration from everyday life and stories. When not illustrating, she loves spending time with her dog and skating.



About the Book

Based on real events, this story shows how a spontaneous group of international students and others worked together to save priceless artifacts after a devastating, surprise flood.

When the Arno River floods the city of Florence, Italy in 1966, it leaves thousands of tons of slimy, smelly mud everywhere. A young girl watches students from around the world, many from the US, help save the town's rare treasures, earning themselves the nickname Gli Angeli del Fango, the Mud Angels.



About the Author

[Karen M. Greenwald](#) is the author of *A Vote for Susanna*, which was a Kansas 2022 Notable Book. It represented Kansas at the Library of


Congress National Book Festival and in the Library of Congress Great Reads from Great Places initiative. She cofounded the #SunWriteFun writing contest, which raises money for kidlit charities and encourages new book donations to under-resourced schools and libraries. Her strategic branding efforts have earned seventeen international awards. Karen shares her Maryland office with a very noisy dog.

Girl Scouts

Girl Scouts can incorporate *The Mud Angels* into a variety of badge opportunities. The book would be a great starting point for studying Italy in preparation for World Thinking Day and learning about Italian heritage.

Daisies

Earn the Make the World a Better Place petal by reading *The Mud Angels* and completing one of the following activities:



1. After a storm, have Daisies meet at a park or playground to survey damage and clean up. Help by drying off slides and swings, raking up mulch or beauty bark and cleaning up litter.
2. Visit a local library and ask if there are ways Daisies can volunteer to help. If they are unsure, Daisies could volunteer to help at a storytime for babies and toddlers or help assemble craft kits for preschool students to take home.
3. Plant trees to help the area act as a sponge and absorb water. Daisies can choose to plant trees where they live or ask if they can do it a park or other place in the community.

Brownies

Earn the Art and Design badge by creating a bookmark based on *The Mud Angels* or creating a poster that celebrates books and encourages others to care for them.

The Eco Friend badge asks girls to observe outdoor spaces. After reading *The Mud Angels*, have Brownies observe a body of water in their own community. Where does the water flow? How can the area around it handle excess water flow? If possible, interview a community leader about how your town prepares for floods.

If working on the Wow! Wonders of Water badge, have Brownies read *The Mud Angels* and discuss all the ways water can help and potentially hurt a community.

For the Share It challenge, ask girls to create a flood awareness campaign to share within their own community.



SCOUT BADGES



Juniors

Earn the Craft and Tinker badge after reading *The Mud Angels*.

Have girls investigate ways to create flood barriers to protect places like libraries, museums or homes from floods.


Give each girl (or group) a large plastic bin and a building to protect. Buildings might be made from LEGO bricks or cardboard. Provide the girls with an assortment of STEM-related materials like sponges, blocks, sticks, Play-Doh, cardboard, aluminum foil, etc. and challenge them to build a wall to protect their building.

When the girls are satisfied, test their models by pouring water into their bins (outside the walls). Are the walls secure? Do the buildings stay dry? If not, have them tinker with their designs until they feel satisfied. If possible, ask an engineer who works in city planning or flood prevention to talk to the group and discuss ways this can be done on a larger scale.

Cadettes

Girls can earn the Digital Movie Maker badge by creating a short video that tells the story of the Mud Angels. Cadettes can choose to use live actors, animation, or stop motion in their retellings.


Earn the Comic Artist badge by retelling the story in a comic or graphic novel format.



SCOUT BADGES

Boy Scouts of America (BSA): Cub Scouts

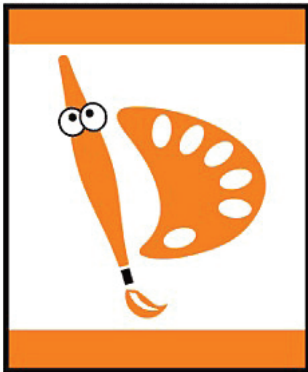
Lions



Complete the Animal Kingdom adventure by demonstrating knowledge of what to do in an emergency. Read *The Mud Angels* and do one of the following:

- Invite a fireman, police officer or other community member to come speak about flood safety in your community.
- As a den, make a list of ways to practice flood preparedness in your community.
- As a den, discuss ways to stay safe during a flood. Have each scout draw a picture of one of the ways discussed.

Tigers



Earn the Stories in Shape adventure after reading *The Mud Angels*. Visit a museum or library as a den and discuss the importance of art and books. How do museums and libraries protect them? How can we help the museums and libraries do the work they do? Afterward, create art based on *The Mud Angels* using tangram shapes. Try to create each of these specific scenes:

- The river overflowing the city.
- Books being carried away.
- Citizens coming together to form a human chain to rescue the books.

Wolves



Earn the Howl at the Moon adventure with the help of *The Mud Angels*. Read the book together and discuss the ways the people were able to work together despite not always sharing a common language.

Partner up scouts and instruct them that for the following activity they are not allowed to communicate with words. Give one partner a command written on an index card. Commands could be things such as:

- Get your partner to hide under the table.
- Ask your partner to hold three books for you.
- Get your partner to share a pencil with you.
- Ask your partner to deliver something to another Scout.

Allow Scouts an opportunity to communicate without using words (spoken or written).

After each partner has had a chance to communicate, discuss as a group what you discovered? How do we communicate when we can't share a common language?

Afterward, task the group with acting out the story of the Mud Angels without using any words.

SCOUT BADGES

Bears



Earn A Bear Goes Fishing adventure, read *The Mud Angels*.

Discuss the importance of waterways in your communities.

Discover a nearby river. Where does it originate? Where does it end? Investigate the same for the Arno River. Investigate what kind of fish live in the river near you. Are you able to fish in that river? If so, learn how to safely do so.

Webelos



Earn the Art Explosion badge by reading *The Mud Angels* and celebrating the beauty of books.

After reading the story, have everyone create a list of their favorite books.

Next, have each scout create a painting, sculpture or t-shirt design that celebrates their favorite book.

Boy Scouts of America (BSA): Merit Badges

American Culture: Read the story and then consider what items in America need protection from disaster. Make a list of important items that showcase American culture, including where each item can be found, what its cultural significance is and why it deserves preservation.

Animation: Have scouts create an animated film version of the *Mud Angels* story or about floods in general. They may want to share their film with younger people to educate them on flood safety.

Citizenship in the World: Investigate different international organizations that help during disasters like the Arno Flood. Research what they do and how they help. Find out ways people can help in disasters even if they are far away.

Emergency Preparedness: Have scouts create a flood preparedness plan for each of their families, schools, or communities. Communicate things that people should do to prepare and what they should do in an emergency. Afterward, have them share learning with others who may benefit from the knowledge.

Sustainability: Research what sustainability is. How does it relate to rivers and other bodies of water? Have scouts make a list of ways to keep rivers and water reservoirs sustainable for a community. How do cities ensure they do not run out of water? How do cities protect themselves from having too much? Create an opportunity for Scouts to speak to leaders in the community to find out how they sustain water levels.

Code A Path To The Library

Cut out pieces and place the Mud Angels and library on squares. Next, place 2-3 barriers in squares.

Use the arrow cards to get the Mud Angels to the library to save the books!

Mud Angels

Library

